

WEST ELM FURNITURE GUIDE

Henry Collection



A



B



C



D



E



F



G



H



I



J



K

HENRY COLLECTION

- > available in fabric or top-grain leather upholstery
- > solid wood legs with chocolate finish
- > seat deck made from 70% recycled material
- > pillow filling made from recycled water bottles
- > foam in cushions and arms made from 20% soy-based materials
- > loose cushions with foam padding for maximum comfort
- > collection is available in individual pieces or sets
- > assembled in USA
- > assembled upon arrival via in-home delivery

A | 76" SOFA 76"w x 36"d x 35"h
box dimensions 83"w x 40"d x 37"h
grade A \$799 Can \$959
grade B \$899 grade C \$999
grade D \$1099 leather \$1499

B | 86" SOFA 86"w x 36"d x 35"h
box dimensions 93"w x 40"d x 37"h
grade A \$999 Can \$1199
grade B \$1099 grade C \$1199
grade D \$1299 leather \$1699

C | 66" LOVESEAT 66"w x 36"d x 35"h
box dimensions 73"w x 40"d x 37"h
grade A \$699 Can \$839 grade B \$799
grade C \$899 grade D \$999

D | SLEEPER 77.5"w x 36"d x 35"h
box dimensions 83"w x 40"d x 37"h; grade A
\$1299 Can \$1559 grade B \$1499 grade C \$1699

E | TWIN SLEEPER 61"w x 36"d x 35"h
box dimensions 83"w x 40"d x 37"h; grade A
\$1099 Can \$1319 grade B \$1199 grade C \$1299
grade D \$1399

F | ONE-ARM SOFA (L OR R) 65"w x 36"d x 35"h
box dimensions 83"w x 40"d x 37"h
grade A \$799 Can \$959 grade B \$899
grade C \$999 grade D \$1099 leather \$1299

G | ONE-ARM ARMCHAIR (L OR R)
35"w x 36"d x 35"h
box dimensions 83"w x 40"d x 37"h
grade A \$499 grade B \$549
grade C \$599 grade D \$699 leather 799

H | CORNER UNIT 36"w x 36"d x 35"h
box dimensions 83"w x 40"d x 37"h
grade A \$649 Can \$779 grade B \$699
grade C \$749 grade D \$799 leather \$899

I | SINGLE ARMLESS 30"w x 36"d x 35"h
box dimensions 83"w x 40"d x 37"h
grade A \$549 Can \$659 grade B \$599
grade C \$649 grade D \$699 leather \$799

J | ARMCHAIR 34.5"w x 36"d x 35"h
box dimensions 40"w x 40"d x 37"h
grade A \$599 Can \$729 grade B \$649
grade C \$699 leather \$899 Can \$1079

K | OTTOMAN 31"w x 25"d x 17"h
box dimensions 32"w x 20"d x 36"h
grade A \$399 Can \$479
grade B \$449 grade C \$499 grade D \$549
leather \$499

STOCK FABRIC



performance
velvet
dove gray



performance
velvet
mocha



leather
coffee

WEST ELM FABRIC OPTIONS

SPECIAL ORDER UPHOLSTERY

Our special order program lets you customize many upholstered items in more than 65 solid and printed fabrics. First, pick your piece, then choose your upholstery—from soft, durable performance velvets and faux suedes to pebbly linen weaves and earthy cotton blends. We'll build your furniture and deliver it to your door; all special order fabrics arrive in eight to 10 weeks. Want to see a few swatches before you commit? We'll send you those for free. Call 1.888.922.4119 or send an email to customerservice@westelm.com.

A GRADE A FABRICS

- 1 | **PERFORMANCE VELVET**
100% polyester. Dry clean or spot clean
- 2 | **MARLED MICROFIBER**
100% polyester. Dry clean or spot clean
- 3 | **FAUX SUEDE**
100% polyester. Dry clean or spot clean
- 4 | **BASKETWEAVE**
100% polyester. Dry clean or spot clean
- 5 | **MICROSUEDE**
100% polyester. Dry clean or spot clean

B GRADE B FABRICS

- 1 | **PEBBLE WEAVE**
32% acrylic/28% cotton/26% polyester/14% linen.
Dry clean or spot clean
- 2 | **LINEN WEAVE**
69% polyester/18% linen/11% rayon/2% other.
Dry clean or spot clean
- 3 | **BRUSHED HEATHERED COTTON**
100% cotton. Dry clean or spot clean
- 4 | **LINEN BLEND**
64% polyester/30% linen/6% other.
Dry clean or spot clean
- 5 | **VARIEGATED STRIPE**
59% cotton/41% polyester. Dry clean or spot clean

C GRADE C FABRICS

- 1 | **PRINTS**
Allegra Hicks Palm and Painted Stripe Gravel 100% cotton,
all other prints 89% cotton / 11% rayon.
Dry clean or spot clean.
- 2 | **CHUNKY BASKETWEAVE**
62% polyester/38% cotton. Dry clean or spot clean

D GRADE D FABRICS

- 1 | **HEATHERED WOOL**
50% wool/30% polyester/20% viscose. Dry clean or spot clean

UPHOLSTERED FURNITURE FACTS + CONSTRUCTION MATERIALS

QUALITY CONSTRUCTION

Many of our upholstered collections are constructed in the USA. One of the factories we use for special order pieces is Sutter Street, our Hickory, North Carolina manufacturer. Our master upholsterers take great pride in producing the finest furniture possible. Each piece is made by hand, and we use green materials whenever possible.


ADDITIONAL STRENGTH

All west elm upholstered furniture is glued, screwed, corner-blocked and stapled for additional strength.

TOP-GRAIN LEATHER

We use the finest quality top-grain leather. Top-grain leather comes from the uppermost layer of a hide—the highest quality part. No two pieces look exactly the same, given that leather is a natural product.

IN-STOCK LEATHER ASSORTMENT



WEST ELM FABRIC OPTIONS

continued

GRADE A FABRIC

Performance Velvet

100% POLYESTER; DRY CLEAN OR SPOT CLEAN.



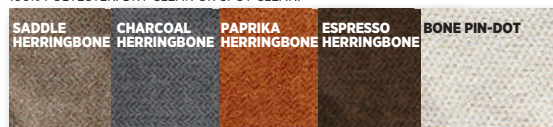
Marled Microfiber

100% POLYESTER. DRY CLEAN OR SPOT CLEAN.




Faux Suede

100% POLYESTER. DRY CLEAN OR SPOT CLEAN.




Basketweave

100% POLYESTER. DRY CLEAN OR SPOT CLEAN.



Microsuede

100% POLYESTER. DRY CLEAN OR SPOT CLEAN.



Slubby Linen

70% COTTON/30% LINEN. DRY CLEAN OR SPOT CLEAN.



GRADE B FABRIC


Pebble Weave

32% ACRYLIC/28% COTTON/26% POLYESTER/14% LINEN.
DRY CLEAN OR SPOT CLEAN.



Linen Weave

69% POLYESTER/18% LINEN/11% RAYON/2% OTHER.
DRY CLEAN OR SPOT CLEAN.



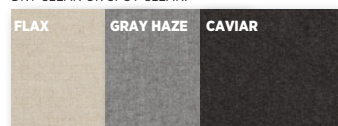
Cotton Basketweave

70% COTTON/30% POLYESTER.
DRY CLEAN OR SPOT CLEAN.



Brushed Heathered Cotton

100% COTTON.
DRY CLEAN OR SPOT CLEAN.



Linen Blend

64% POLYESTER/30% LINEN/6% OTHER.
DRY CLEAN OR SPOT CLEAN.



Prints

CROSSWEAVE 52% COTTON/48% POLYESTER, OTHER PRINT
59% COTTON/41% POLYESTER. DRY CLEAN OR SPOT CLEAN.



GRADE C FABRIC


Prints + Solids

ALLEGRA HICKS PALM, PAINTED STRIPE GRAVEL, HONEYCOMB AND CHEVRON 100% COTTON, ALL OTHER PRINTS
89% COTTON/11% RAYON. DRY CLEAN OR SPOT CLEAN.



Chunky Basketweave


62% POLYESTER/38% COTTON.
DRY CLEAN OR SPOT CLEAN.



GRADE D FABRIC

Heathered Wool

50% WOOL / 30% POLYESTER / 20% VISCOSE.
DRY CLEAN OR SPOT CLEAN.



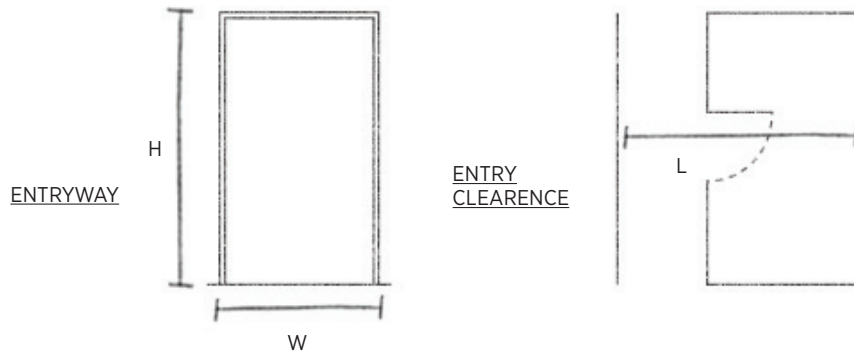
WEST ELM GUIDE FOR SUCCESSFUL FURNITURE DELIVERY

HOW TO MEASURE FOR DELIVERY

MEASURE YOUR DOORWAY

Before you've selected your new furniture, it's important to be sure that it can be delivered through all entryways, elevators and stairways. Here are a few tips to get you started:

1. Measure the height (H) and width (W) of your entryway, including elevator doors and interior hallways, doorways and stairs. Also, measure the total length (L) of clearance between the outside and interior wall.



2. Use the furniture measurements to determine whether the piece can go straight through the entryway, at an angle or on-end.
3. Make sure there's a clear and unobstructed path in front of and beyond each doorway. Make note of any fixtures, decorative moldings, interior walls, ceiling heights, stairwells and banisters that may pose an obstacle once the furniture is inside.

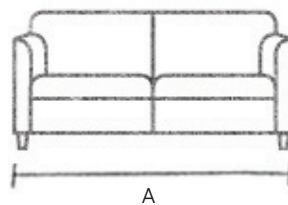
MAKE SURE IT FITS

Make sure your furniture does not exceed the entry clearance.* We provide the width, depth and height of our furniture online and in our stores (measurements are calculated from each piece's widest or tallest point). Some pieces have removable legs, feet or bases, enabling delivery through smaller spaces. For additional details, ask a store associate or call customer care at 1.888.922.4119.

SOFAS + SECTIONALS

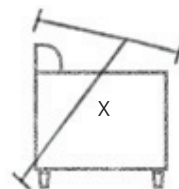
WIDTH (A)

Measure from the farthest points left to right.



DIAGONAL DEPTH (B)

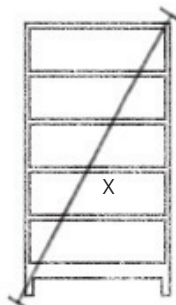
Measure from the highest point of the back frame to the front of the arm. Then measure from the bottom rear corner up to the point that bisects the straight edge.



BOOKCASES

DIAGONAL HEIGHT (A)

Measure from the top left to the bottom right.



DEPTH (B)

Measure from the back of the bookcase to the front



*Please note: this is only a guide and doesn't guarantee your furniture purchase will fit.

WEST ELM SHIPPING INFORMATION

SHIPPING INFORMATION

QUICK SHIP

Quick Ship fabric items receive delivery within 1 to 3 weeks.

SPECIAL ORDER

Special order fabric (SPO) items receive delivery in 8 to 10 weeks and are non-refundable.

IN-HOME DELIVERY

Items identified as part of our In-Home Delivery service are shipped via standard ground service and delivered by appointment.

IN-HOME DELIVERY + ASSEMBLY

Our In-Home Delivery team ensures that your furniture arrives safely in your home. A representative will call to schedule an appointment within a four-hour window. Deliveries are made Monday – Friday; Saturday delivery is available in limited areas. Prior to the final delivery to your home, most items will be removed from their packaging, inspected and “blanket-wrapped”. On the day of, your purchase will be carried up most standard staircases, brought into your home and placed in the room of your choice. Our team will then unpack and assemble these pieces and remove all packaging materials. Available in the 48 contiguous states only.

LOCAL DELIVERY

Some furniture is stocked at your local west elm store and available to take home immediately. Our Sales Associates can arrange delivery of these items via a local delivery service.

STANDARD SHIPPING + PROCESSING

Shipping and processing charges cover the processing of your order, handling, packing and delivering your purchases and covering related overhead. Standard shipping fees outlined below do not include Delivery Surcharge or taxes. For more details, call 866.937.8356 or see Shipping Information at westelm.com for details.

FOR ORDERS TOTALING	INCLUDE
up to \$15.00	\$4.95
\$15.01 – 25.00	\$6.00
\$25.01 – 45.00	\$8.00
\$45.01 – 65.00	\$11.00
\$65.01 – 90.00	\$14.00
\$90.01 – 125.00	\$17.00
\$125.01 – 200.00	\$21.00
\$200.01+	ADD 10% of total

DELIVERY SURCHARGE (\$)

Because furniture items are bulky, heavy and may have limited availability, these items have a delivery surcharge. This charge is listed in parentheses (\$) after the item price and is in addition to the standard shipping and processing charges listed above.

SALES TAX

Sales tax on the merchandise total is charged for items shipped to the following states and U.S. territories: AL*, AR*, AZ, CA*, CO*, CT*, DC*, FL*, GA*, HI*, IA, ID, IL*, IN*, KS*, KY*, LA*, MA, MD*, ME*, MI*, MN*, MO*, MS*, NC*, ND*, NE*, NJ*, NM*, NV*, NY*, OH*, OK, PA*, RI*, SC*, SD*, TN*, TX*, UT, VA*, VT*, WA*, WI*, WV*, WY and Puerto Rico*. Sales tax is also charged on all shipping, delivery and processing charges for states with an asterisk. Except as otherwise noted, all sales are made by Williams-Sonoma DTC, Inc., and the local sales tax for delivery destination is also charged. In Canada and Puerto Rico, retail prices may vary from those listed in our catalog and on our website. All sales shipped to Texas locations are made by Williams-Sonoma DTC Texas, Inc., and the sales tax is based on the location where the order was received. Sales tax for items shipped to Illinois is based on the location of final order acceptance. Orders shipped to California locations are F.O.B. destination point which means title passes in California.

SATISFACTION GUARANTEED

We take pride in our products and want you to be happy. You may return most items within 30 days of receiving the order for a full refund of merchandise cost. After 30 days, we will replace or refund your purchase against manufacturer’s defects only. Price adjustments are granted within 14 days of purchase. Please note that final sale items ending in .99 are not eligible for price adjustments and that we cannot accept returns on final-sale merchandise, special order items or on items damaged through normal wear and tear.

QUESTIONS

For more info, contact us seven days a week, 7:00 am-midnight (EST), at 1.888.922.4119 or send an email to customerservice@westelm.com.